


ENVELOPE SIZE CHART

SupremeX




ANNOUNCEMENT



Size	References
4-3/8 x 5-3/4	A2*
4-3/4 x 6-1/2	A6*
5-1/4 x 7-1/4	A7*
5-1/2 x 8-1/8	A8

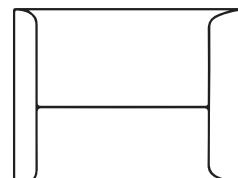
*These sizes are available in both Machine Insertable and Non-Machine Insertable

BOOKLET



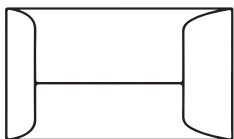
Size	References
5-3/4 x 9-1/2	# 2
5-7/8 x 9	# 2
6 x 9	# 6-1/2
6-1/2 x 9-1/2	# 3
6 x 9-1/2	
7 x 10	# 7-1/4
8-3/4 x 11-1/2	# 9
9 x 12	# 7
9-1/2 x 12-5/8	# 10
10 x 13	# 8

CATALOG



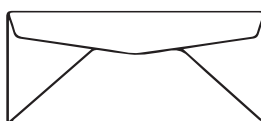
Size	References
6 x 9	#1
9 x 12	# 10-1/2
9-1/2 x 12-1/2	
10 x 13	# 13-1/2

COIN




Size	References
3-1/2 x 6-1/2	# 7

COMMERCIAL



Size	References
3-1/2 x 6	# 6-1/4
3-5/8 x 6-1/2	# 6-3/4
3-5/8 x 8-5/8	# 8-5/8
3-3/4 x 6-3/4	# 7
3-7/8 x 7-1/2	# 7-3/4
3-7/8 x 8-7/8	# 9
4-1/2 x 10-3/8	# 11
4-1/8 x 9-1/2	# 10
4-3/4 x 11	# 12
5 x 11-1/2	# 14

REMITTANCE



Size	References
3-5/8 x 6-1/2 + 3-1/2 flap	# 6-3/4
3-7/8 x 8-7/8 + 3-3/4 flap	# 9